

focus sb

ELECTRICAL ACCESSORIES

Ambassador
Polished Chrome
Data Sheet

Specifications

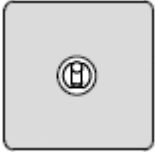
| | |
|-----------------------------|---------------------------------------|
| Plate Material | CZ108 Brass |
| Finish Applied on Plate | Polished Chrome Plated |
| Single Plate Dimensions | 86mm x 86mm |
| Twin Plate Dimensions | 146mm x 86mm |
| Screw Type | Custom Allen Key (Standard 2mm Drive) |
| Plate Prefix | APC |
| Standard Insert Trim Colour | White or Black |
| Standard Rocker Finish | Polished Chrome |

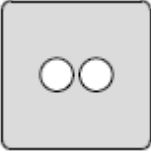
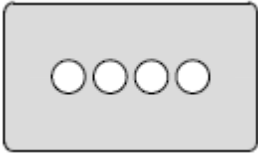
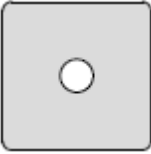
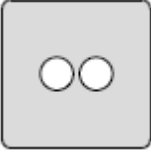
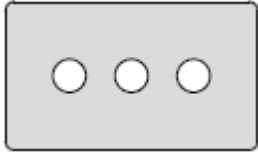
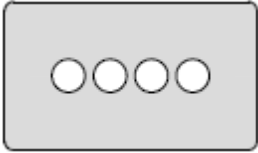
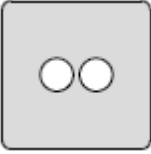
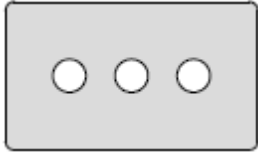
Standard Brochure Items

| | Product | Description | Plate Size | Wall box |
|---|--|---|------------|-------------|
| | *-Insert Colour B-Black W-White | ROCKER GRID SWITCHES (Metal Switch Caps) | | |
|  | 11.1* | 1 Gang 20 Amp 2 Way switch | 86 x 86mm | 35mm Single |
|  | 11.1*/2 | 1 Gang 20 Amp double pole switch | 86 x 86mm | 35mm Single |
|  | 11.1*/3 | 1 Gang 20 Amp intermediate switch | 86 x 86mm | 35mm Single |
|  | 11.1*/4 | 1 Gang 20 Amp 2 Way and off switch | 86 x 86mm | 35mm Single |
|  | 11.1*/5 | 1 Gang 20 Amp retractive switch | 86 x 86mm | 35mm Single |
|  | 11.1*/7 | 1 Gang 20 Amp 2 Way and off retractive switch | 86 x 86mm | 35mm Single |
|  | 11.2* | 2 Gang 20 Amp 2 Way switch | 86 x 86mm | 35mm Single |
|  | 11.3* | 3 Gang 20 Amp 2 Way switch | 146 x 86mm | 35mm Twin |

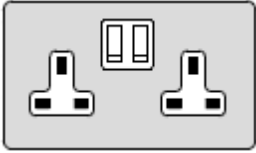
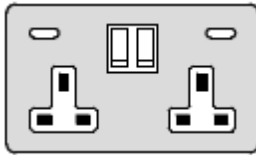

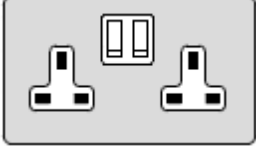
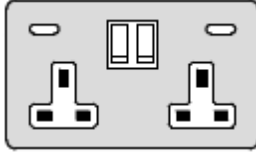
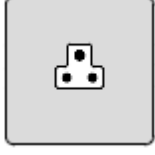
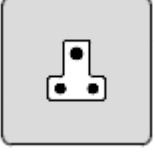
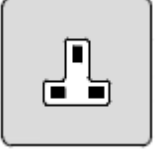
| | | | | |
|---|---------|---|------------|--------------|
|  | 11.4* | 4 Gang 20 Amp 2 Way switch | 146 x 86mm | 35mm Twin |
|  | 11.6* | 6 Gang 20 Amp 2 Way switch | 146x146mm | 133x133x40mm |
| | | ROCKER GRID SWITCHES (Plastic Switch Caps) | | |
|  | 10.1* | 1 Gang 20 Amp 2 Way switch | 86 x 86mm | 35mm Single |
|  | 10.1*/2 | 1 Gang 20 Amp double pole switch | 86 x 86mm | 35mm Single |
|  | 10.1*/3 | 1 Gang 20 Amp intermediate switch | 86 x 86mm | 35mm Single |
|  | 10.1*/4 | 1 Gang 20 Amp 2 Way and off switch | 86 x 86mm | 35mm Single |
|  | 10.1*/5 | 1 Gang 20 Amp retractive switch | 86 x 86mm | 35mm Single |
|  | 10.1*/7 | 1 Gang 20 Amp 2 Way and off retractive switch | 86 x 86mm | 35mm Single |

| | | | | |
|---|--------|------------------------------------|-------------|--------------|
|  | 10.2* | 2 Gang 20 Amp 2 Way switch | 86 x 86mm | 35mm Single |
|  | 10.3* | 3 Gang 20 Amp 2 Way switch | 146 x 86mm | 35mm Twin |
|  | 10.4* | 4 Gang 20 Amp 2 Way switch | 146 x 86mm | 35mm Twin |
|  | 10.6* | 6 Gang 20 Amp 2 Way switch | 146 x 146mm | 133x133x40mm |
| | | DOLLY GRID SWITCHES | | |
|  | 14.1 | 1 Gang 20 Amp 2 Way toggle switch | 86 x 86mm | 35mm Single |
|  | 14.1/2 | 1 Gang 20 Amp double pole switch | 86 x 86mm | 35mm Single |
|  | 14.1/3 | 1 Gang 20 Amp intermediate switch | 86 x 86mm | 35mm Single |
|  | 14.1/4 | 1 Gang 20 Amp 2 Way and off switch | 86 x 86mm | 35mm Single |

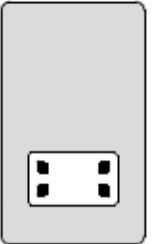
| | | | | |
|---|--------|--|------------|-------------|
|  | 14.1/5 | 1 Gang 20 Amp retractive switch | 86 x 86mm | 35mm Single |
|  | 14.1/7 | 1 Gang 20 Amp 2 Way and off retractive switch | 86 x 86mm | 35mm Single |
|  | 14.2 | 2 Gang 20 Amp 2 Way toggle switch | 86 x 86mm | 35mm Single |
|  | 14.3 | 3 Gang 20 Amp 2 Way toggle switch | 146 x 86mm | 35mm Twin |
|  | 14.4 | 4 Gang 20 Amp 2 Way toggle switch | 146 x 86mm | 35mm Twin |
| | | PUSH BUTTONS | | |
|  | 14.1/9 | 1 Gang momentary push button | 86 x 86mm | 35mm Single |
|  | 14.1/8 | 1 Gang latching push button | 86 x 86mm | 35mm Single |
| | | DIMMER SWITCHES | | |
|  | 21.1 | 1 Gang 250w 2 Way dimmer (mains & low voltage) | 86 x 86mm | 35mm Single |

| | | | | |
|---|-----------|--|------------|-------------|
|  | 21.2 | 2 Gang 250w 2 Way dimmer (mains & low voltage) | 86 x 86mm | 35mm Single |
|  | 21.3 | 3 Gang 250w 2 Way dimmer (mains & low voltage) | 146 x 86mm | 35mm Twin |
|  | 21.4 | 4 Gang 250w 2 Way dimmer (mains & low voltage) | 146 x 86mm | 35mm Twin |
|  | 21.1/T | 1 Gang 200w 2 Way trailing edge dimmer (v-pro) | 86 x 86mm | 35mm Single |
|  | 21.2/TT | 2 Gang 200w 2 Way trailing edge dimmer (v-pro) | 86 x 86mm | 35mm Single |
|  | 21.3/TTT | 3 Gang 200w 2 Way trailing edge dimmer (v-pro) | 146 x 86mm | 35mm Twin |
|  | 21.4/TTTT | 4 Gang 200w 2 Way trailing edge dimmer (v-pro) | 146 x 86mm | 35mm Twin |
|  | 22.1 | 1 Gang 400w 2 Way dimmer (mains & low voltage) | 86 x 86mm | 35mm Single |
|  | 22.2 | 2 Gang 400w 2 Way dimmer (mains & low voltage) | 86 x 86mm | 35mm Single |
|  | 22.3 | 3 Gang 400w 2 Way dimmer (mains & low voltage) | 146 x 86mm | 35mm Twin |

| | | | | |
|---|-------|--|------------|-------------|
|  | 22.4 | 4 Gang 400w 2 Way dimmer (mains & low voltage) | 146 x 86mm | 35mm Twin |
|  | 43.1 | 1 Gang 700w LV/1000w mains dimmer twin plate | 146 x 86mm | 35mm Twin |
| | | ARCHITRAVE SWITCHES (Metal Switch Caps) | | |
|  | 16.1* | 1 Gang architrave 20 Amp 2 Way switch | 86 x 35mm | 1715/ZN |
|  | 16.2* | 2 Gang architrave 20 Amp 2 Way switch | 146 x 35mm | 1716/ZN |
| | | ARCHITRAVE SWITCHES (Plastic Switch Caps) | | |
|  | 15.1* | 1 Gang architrave 20 Amp 2 Way switch | 86 x 35mm | 1715/ZN |
|  | 15.2* | 2 Gang architrave 20 Amp 2 Way switch | 146 x 35mm | 1716/ZN |
| | | SWITCHED SOCKET OUTLETS (Metal Switch Caps) | | |
|  | 18.1* | 1 Gang 13 Amp switched socket | 86 x 86mm | 35mm Single |

| | | | | |
|---|----------|--|------------|-------------|
|  | 18.2* | 2 Gang 13 Amp switched socket | 146 x 86mm | 35mmTwin |
|  | 68.2* | 2 Gang 13 Amp USB switched socket (silk screened) | 146 x 86mm | 35mmTwin |
| | | SWITCHED SOCKET OUTLETS (Plastic Switch Caps) | | |
|  | 17.1* | 1 Gang 13 Amp switched socket | 86 x 86mm | 35mm Single |
|  | 17.2* | 2 Gang 13 Amp switched socket | 146 x 86mm | 35mmTwin |
|  | 78.2* | 2 Gang 13 Amp USB switched socket (silk screened) | 146 x 86mm | 35mmTwin |
| | | UNSWITCHED SOCKET OUTLETS | | |
|  | 19.1* | 1 Gang 2 Amp | 86 x 86mm | 35mm Single |
|  | 20.1* | 1 Gang 5 Amp | 86 x 86mm | 35mm Single |
|  | 17.1*/US | 1 Gang 13 Amp | 86 x 86mm | 35mm Single |

| | | | | |
|---|----------|---|------------|-------------|
|  | 17.2*/US | 2 Gang 13 Amp | 146 x 86mm | 35mmTwin |
| | | FUSED CONNECTION UNITS (Metal Switches) | | |
|  | 26.1* | 13 Amp switched fuse connection unit | 86 x 86mm | 35mm Single |
|  | 27.1* | 13 Amp switched fuse connection unit C/W Neon | 86 x 86mm | 35mm Single |
|  | 28.1* | 13 Amp switched fuse connection unit C/W Cord outlet | 86 x 86mm | 35mm Single |
|  | 29.1* | 13 Amp switched fuse connection unit C/W Neon & Cord outlet | 86 x 86mm | 35mm Single |
| | | FUSED CONNECTION UNITS (Plastic Switches) | | |
|  | 86.1* | 13 Amp switched fuse connection unit | 86 x 86mm | 35mm Single |
|  | 87.1* | 13 Amp switched fuse connection unit C/W Neon | 86 x 86mm | 35mm Single |
|  | 88.1* | 13 Amp switched fuse connection unit C/W Cord outlet | 86 x 86mm | 35mm Single |

| | | | | |
|---|-----------|---|------------|--------------|
|  | 89.1* | 13 Amp switched fuse connection unit C/W Neon & Cord outlet | 86 x 86mm | 35mm Single |
| | | FLEX OUTLETS | | |
|  | 69.1*/1 | Flex outlet plate (without terminals) | 86 x 86mm | 35mm Single |
|  | 69.1*/2 | Flex outlet plate (with terminals) | 86 x 86mm | 35mm Single |
| | | SHAVER SOCKET | | |
|  | 36.1* | Shaver socket outlet 110/240 Voltage | 86 x 146mm | 47mm Twin |
|  | 56.1* | Triple pole fan isolator switch | 86 x 86mm | 35mm Single |
| | | COOKER SWITCHES | | |
|  | 32.1*/SML | 45 Amp cooker control switch | 86 x 86mm | 35 mm Single |
|  | 33.1*/SML | 45 Amp cooker control switch C/W Neon | 86 x 86mm | 35 mm Single |

| | | | | |
|---|---------|--|------------|--------------|
|  | 30.1* | 20 Amp DP switch with Neon | 86 x 86mm | 35 mm Single |
|  | 34.1* | 45 Amp cooker switch with single 13a switched socket | 146 x 86mm | 35mmTwin |
| | | SPEAKER SOCKETS | | |
|  | 67.1 | 1 Gang speaker socket | 86 x 86mm | 35mm Single |
|  | 67.2 | 2 Gang speaker socket | 86 x 86mm | |
| | | BRUSH PLATES | | |
|  | BRUSH.1 | Brush plate 50 x 50mm brush | 86 x 86mm | 35mm Single |
|  | BRUSH.2 | Brush plate 100 x 50mm brush | 146 x 86mm | 35mm Twin |
| | | BLANK PLATES | | |
|  | 37.1 | Single blank plate | 86 x 86mm | 35mm Single |
|  | 37.2 | Twin blank plate | 146 x 86mm | 35mmTwin |





| | | EURO MODULE PLATES | | |
|--|-------|--|------------|-------------|
|  | EUR.1 | 1 Module euro plate 25 x 50mm aperture | 86 x 86mm | 35mm Single |
|  | EUR.2 | 2 Module euro plate 50 x 50mm aperture | 86 x 86mm | 35mm Single |
|  | EUR.3 | 3 Module euro plate 75 x 50mm aperture | 146 x 86mm | 35mm Twin |
|  | EUR.4 | 4 Module euro plate 100 x 50mm aperture | 146 x 86mm | 35mm Twin |

Plate Care Instructions

Our Satin and Polished Chrome finishes are extremely durable and should remain in pristine condition. A non-abrasive metal polish may be used.

Fitting of Products

Installation on wet plaster or paint should be avoided at all times. All electrical products must be fitted by a fully qualified electrician, failure to adhere to this will void any warranty on the products.

Bespoke Accessories

Focus SB can produce and manufacture bespoke accessories including combination plates and various multi gang plates to meet your exact requirements in this range please contact one of our product consultants for further details.

Interiors

Focus SB utilise various suppliers for the interiors which are supplied with their plates, predominantly used in this range are:

Power outlets and switching modules: Focus-SB LTD

Dimmer Modules: Aurora Projects (UK) LTD

All interiors in this range are designed to run on British Standard 240v current. Non-UK standard interiors are available upon specific request, please contact one of product consultants for further details.

Standards Conformance

All switches are designed and tested to BS EN 60669-1 and are suitable for UK metal flush boxes to BS4662. Boxes, plates and grids must be earthed and if fitted outside the UK permission/approval must be obtained by the local or national electricity supplier and/or approvals authority.

13 amp sockets conform to BS1363

5 amp & 2 amp sockets conform to BS546

All products are CE marked and comply with EU safety and EMC environmental where applicable.

All products supplied by Focus SB in this range in compliance with The EU REACH Directive No 1907/2006 with respect to Substances/Chemical classified as SVHC

Warranty

Interiors: 12-month manufacturer warranty against product fault

Plates: 12-month manufacturer warranty against product fault

Country of Manufacture

All Focus SB products are made and produced in England at our factories in St Leonards on Sea.

Contact Details

Focus SB Ltd
Napier Road
St Leonards on Sea
East Sussex
TN38 9NY
England

Tel: +44 (0)1424 858060
Fax: +44 (0)1424 853862
Email: sales@focus-sb.co.uk
Web: www.focus-sb.co.uk

