



# Morpheus







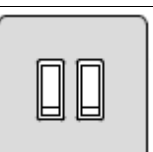
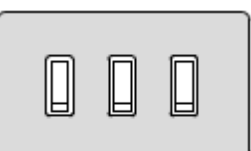
# Satin Brass

# Data Sheet

## Specifications

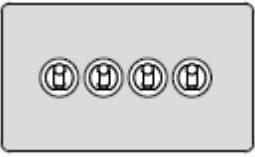
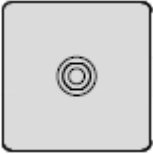
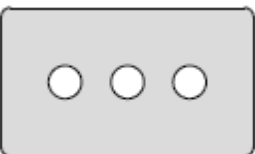
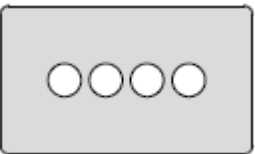
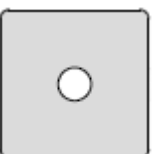
Plate Material	CZ108 Brass
Finish Applied on Plate	Brushed grain finish with Clear Electrophoretic Lacquer Protection
Single Plate Dimensions	86mm x 86mm
Twin Plate Dimensions	146mm x 86mm
Screw Type	N/A (Screwless plate range)
Plate Prefix	MSB
Standard Insert Trim Colour	White or Black
Standard Rocker Finish	Satin Brass

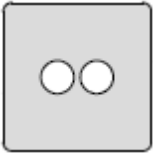
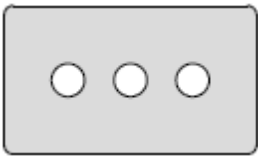
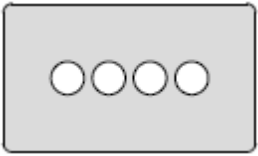
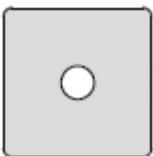
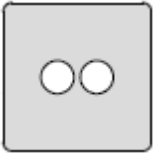
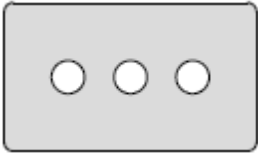
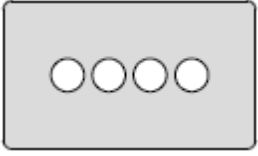
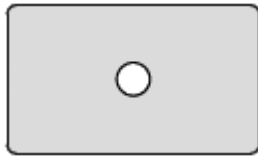
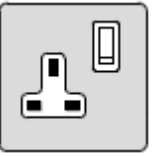
### Standard Brochure Items

	Product	Description	Plate Size	Wall box
	*-Insert Colour B-Black W-White	<b>ROCKER GRID SWITCHES (Metal Switch Caps)</b>		
	11.1	1 Gang 20 Amp 2 Way switch	86 x 86mm	35mm Single
	11.1*/2	1 Gang 20 Amp double pole switch	86 x 86mm	35mm Single
	11.1*/3	1 Gang 20 Amp intermediate switch	86 x 86mm	35mm Single
	11.1*/4	1 Gang 20 Amp 2 Way and off switch	86 x 86mm	35mm Single
	11.1*/5	1 Gang 20 Amp retractive switch	86 x 86mm	35mm Single
	11.1*/7	1 Gang 20 Amp 2 Way and off retractive switch	86 x 86mm	35mm Single
	11.2*	2 Gang 20 Amp 2 Way switch	86 x 86mm	35mm Single
	11.3*	3 Gang 20 Amp 2 Way switch	146 x 86mm	35mm Twin

	11.4*	4 Gang 20 Amp 2 Way switch	146 x 86mm	35mm Twin
		<b>ROCKER GRID SWITCHES (Plastic Switch Caps)</b>		
	10.1*	1 Gang 20 Amp 2 Way switch	86 x 86mm	35mm Single
	10.1*/2	1 Gang 20 Amp double pole switch	86 x 86mm	35mm Single
	10.1*/3	1 Gang 20 Amp intermediate switch	86 x 86mm	35mm Single
	10.1*/4	1 Gang 20 Amp 2 Way and off switch	86 x 86mm	35mm Single
	10.1*/5	1 Gang 20 Amp retractive switch	86 x 86mm	35mm Single
	10.1*/7	1 Gang 20 Amp 2 Way and off retractive switch	86 x 86mm	35mm Single
	10.2*	2 Gang 20 Amp 2 Way switch	86 x 86mm	35mm Single
	10.3*	3 Gang 20 Amp 2 Way switch	146 x 86mm	35mm Twin

	10.4*	4 Gang 20 Amp 2 Way switch	146 x 86mm	35mm Twin
		<b>DOLLY GRID SWITCHES</b>		
	14.1	1 Gang 20 Amp 2 Way toggle switch	86 x 86mm	35mm Single
	14.1/2	1 Gang 20 Amp double pole toggle switch	86 x 86mm	35mm Single
	14.1/3	1 Gang 20 Amp intermediate toggle switch	86 x 86mm	35mm Single
	14.1/4	1 Gang 20 Amp 2 Way and off switch	86 x 86 mm	35mm Single
	14.1/5	1 Gang 20 Amp retractive toggle switch	86 x 86mm	35mm Single
	14.1/7	1 Gang 20 Amp 2 Way and off retractive	86 x 86mm	35mm Single
	14.2	2 Gang 20 Amp 2 Way toggle switch	86 x 86mm	35mm Single
	14.3	3 Gang 20 Amp 2 Way toggle switch	146 x 86mm	35mm Twin

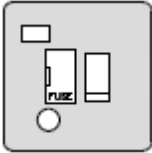
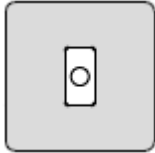
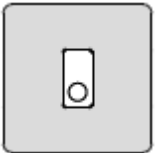
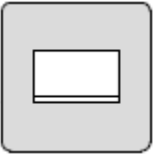

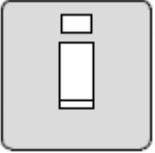
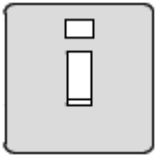
	14.4	4 Gang 20 Amp 2 Way toggle switch	146 x 86mm	35mm Twin
		<b>PUSH BUTTONS</b>		
	14.1/9	1 gang momentary push button	86 x 86mm	35mm Single
	14.1/8	1 gang latching push button	86 x 86mm	35mm Single
		<b>DIMMER SWITCHES</b>		
	21.1	1 Gang 250w 2 Way dimmer (mains & low voltage) Leading Edge	86 x 86mm	35mm Single
	21.2	2 Gang 250w 2 Way dimmer (mains & low voltage) Leading Edge	86 x 86mm	35mm Single
	21.3	3 Gang 250w 2 Way dimmer (mains & low voltage) Leading Edge	146 x 86mm	35mmTwin
	21.4	4 Gang 250w 2 Way dimmer (mains & low voltage) Leading Edge	146 x 86mm	35mmTwin
	21.1/T	1 Gang 200w 2 Way trailing edge dimmer(V-pro)	86 x 86mm	35mm Single

	21.2/TT	2 Gang 200w 2 Way trailing edge dimmer(V-pro)	86 x 86mm	35mm Single
	21.3/TTT	3 Gang 200w 2 Way trailing edge dimmer(V-pro)	146 x 86mm	35mmTwin
	21.4/TTTT	4 Gang 200w 2 Way trailing edge dimmer(V-pro)	146 x 86mm	35mmTwin
	22.1	1 Gang 400w 2 Way dimmer (mains & low voltage)	86 x 86mm	35mm Single
	22.2	2 Gang 400w 2 Way dimmer (mains & low voltage)	86 x 86mm	35mm Single
	22.3	3 Gang 400w 2 Way dimmer (mains & low voltage)	146 x 86mm	35mmTwin
	22.4	4 Gang 400w 2 Way dimmer (mains & low voltage)	146 x 86mm	35mmTwin
	43.1	1 Gang 700w LV/1000w Mains dimmer – twin plate	146 x 86mm	35mmTwin
		<b>SWITCHED SOCKET OUTLETS (Metal switch Caps)</b>		
	18.1*	1 Gang 13 Amp switched socket	86 x 86 mm	35mm Single


	18.2*	2 Gang 13 Amp switched socket	146 x 86 mm	35mmTwin
	68.2*	2 Gang 13 amp USB switched socket (silk screened)	146 x 86mm	35mmTwin
		<b>SWITCHED SOCKET OUTLETS (Plastic switch Caps)</b>		
	17.1*	1 Gang 13 Amp switched socket	86 x 86 mm	35mm Single
	17.2*	2 Gang 13 Amp switched socket	146 x 86mm	35mmTwin
	78.2*	2 Gang 13 amp USB switched socket (silk screened)	146 x 86mm	35mmTwin
		<b>UNSWITCHED SOCKET OUTLETS</b>		
	19.1*	1 Gang 2 Amp un-switched socket	86 x 86mm	35mm Single
	20.1*	1 Gang 5 Amp un-switched socket	86 x 86mm	35mm Single
	17.1*/us	1 Gang 13 Amp un-switched socket	86 x 86mm	35mm Single



	17.2*/us	2 Gang 13 Amp un-switched socket	146 x 86mm	35mmTwin
		<b>FUSED CONNECTION UNITS (Metal Switch Caps)</b>		
	26.1*	13 Amp switched fuse spur connection unit	86 x 86mm	35mm Single
	27.1*	13 Amp switched fuse spur connection unit C/W Neon	86 x 86mm	35mm Single
	28.1*	13 Amp switched fuse spur connection unit C/W Cord outlet	86 x 86mm	35mm Single
	29.1*	13 Amp switched fuse spur connection unit C/W Neon & Cord outlet	86 x 86mm	35mm Single
		<b>FUSED CONNECTION UNITS (Plastic Switch Caps)</b>		
	86.1*	13 Amp switched fuse spur connection unit	86 x 86mm	35mm Single
	87.1*	13 Amp switched fuse spur connection unit C/W Neon	86 x 86mm	35mm Single
	88.1*	13 Amp switched fuse spur connection unit C/W Cord outlet	86 x 86mm	35mm Single

	89.1*	13 Amp switched fuse spur connection unit C/W Neon & Cord outlet	86 x 86mm	35mm Single
		<b>FLEX OUTLETS</b>		
	69.1*/1	Flex outlet plate (Without terminals)	86 x 86mm	35mm Single
	69.1*/2	Flex outlet plate (With terminals)	86 x 86mm	35mm Single
		<b>FAN ISOLATOR</b>		
	56.1*	Triple pole fan isolator switch	86 x 86mm	35mm Single
		<b>COOKER SWITCHES</b>		
	32.1*/SML	45 Amp cooker control switch	86 x 86mm	35mm Single
	33.1*/SML	45 Amp cooker control switch C/W Neon	86 x 86mm	35mm Single
	30.1*	20 Amp DP with NEON	86x86mm	35mm Single

		<b>SPEAKER SOCKETS</b>		
	67.1	1 Gang speaker socket	86 x 86 mm	35mm Single
	67.2	2 Gang speaker socket	86 x 86 mm	35mm Single
		<b>BLANK PLATES</b>		
	37.1	Single blank plate	86 x 86 mm	35mm Single
	37.2	Twin blank plate	146 x 86 mm	35mm Twin
		<b>EURO MODULE PLATES</b>		
	EUR.1	1 Module euro plate 25 x 50mm aperture	86 x 86 mm	35mm Single
	EUR.2	2 Module euro plate 50 x 50mm aperture	86 x 86 mm	35mm Single
	EUR.3	3 Module euro plate 75 x 50mm aperture	146 x 86mm	35mm Twin

	EUR.4	4 Module euro plate 100 x 50mm aperture	146 x 86mm	35mm Twin
---	-------	--	------------	-----------

### **Plate Care Instructions**

This finish is protected by a Clear Electrophoretic Lacquer. These plates must only be cleaned with a wax-based polish applied with a soft, dry cloth. Under no circumstances should 'Brasso' or other abrasive/solvent polishes or paint removing solvents/treatments be used. Under most conditions the electrophoretic finish guarantees full protection.

### **Fitting of Products**

Installation on wet plaster or paint should be avoided at all times. All electrical products must be fitted by a fully qualified electrician, failure to adhere to this will void any warranty on the products.

### **Bespoke Accessories**

Focus SB can produce and manufacture bespoke accessories including combination plates and various multi gang plates to meet your exact requirements in this range please contact one of our product consultants for further details.

### **Fitting of Products**

All electrical products must be fitted by a fully qualified electrician, failure to adhere to this will void any warranty on the products.

### **Interiors**

Focus SB utilise various suppliers for the interiors which are supplied with their plates, predominantly used in this range are:

Power outlets and switching modules: Focus-SB LTD

Dimmer Modules: Aurora Projects (UK) LTD

All interiors in this range are designed to run on British Standard 240v current. Non-UK standard interiors are available upon specific request, please contact one of product consultants for further details.

## Standards Conformance

All switches are designed and tested to BS EN 60669-1 and are suitable for UK metal flush boxes to BS4662. Boxes, plates and grids must be earthed and if fitted outside the UK permission/approval must be obtained by the local or national electricity supplier and/or approvals authority.

13 amp sockets conform to BS1363

5 amp & 2 amp sockets conform to BS546

All products are CE marked and comply with EU safety and EMC environmental where applicable.

All products supplied by Focus SB in this range in compliance with The EU REACH Directive No 1907/2006 with respect to Substances/Chemical classified as SVHC

## Warranty

Interiors: 12-month manufacturer warranty against product fault

Plates: 12-months manufacturer warranty against product fault

## Country of Manufacture

All Focus SB products are made and produced in England at our factories in St Leonards on Sea.

## Contact Details

Focus SB Ltd  
Napier Road  
St Leonards on Sea  
East Sussex  
TN38 9NY  
England

Tel: +44 (0)1424 858060

Fax: +44 (0)1424 853862

Email: [sales@focus-sb.co.uk](mailto:sales@focus-sb.co.uk)

Web: [www.focus-sb.co.uk](http://www.focus-sb.co.uk)



**FS691298**