

focus sb

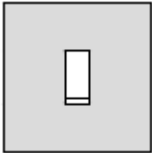
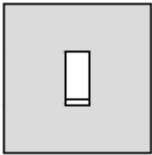
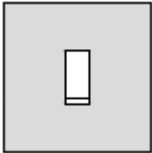
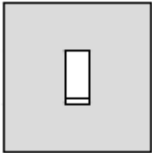
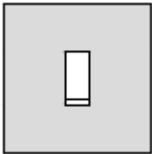
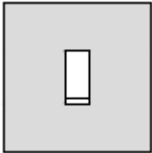
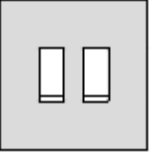
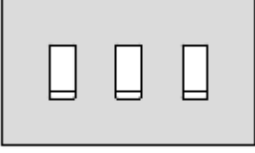
ELECTRICAL ACCESSORIES

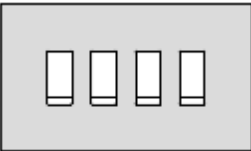
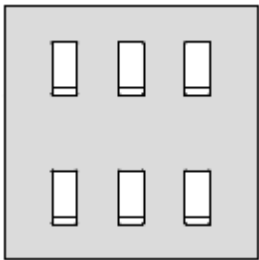
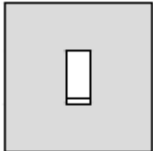
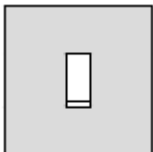
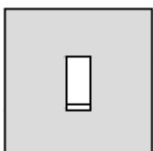
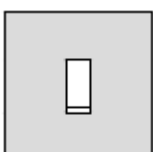
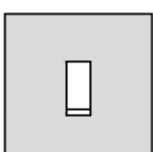
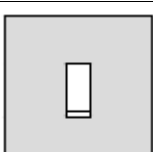
Georgian
Polished Chrome
Data Sheet

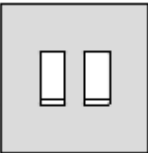
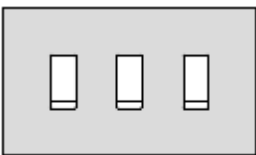
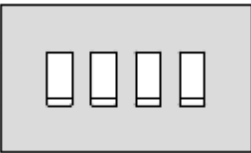
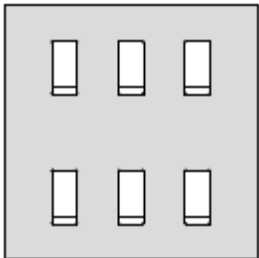

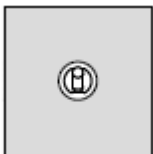
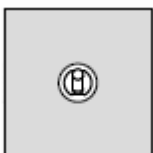
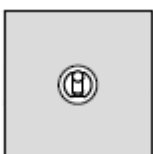
Specifications


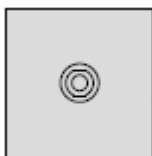
Plate Material	CZ108 Brass
Finish Applied on Plate	Polished Chrome Plated
Single Plate Dimensions	95mm x 95mm
Twin Plate Dimensions	155mm x 95mm
Screw Type	Pan Head Slotted
Plate Prefix	GPC
Standard Insert Trim Colour	White or Black
Standard Rocker Finish	Polished Chrome

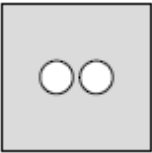
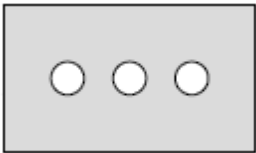
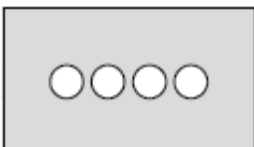
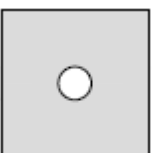
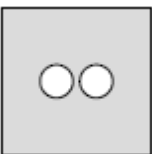
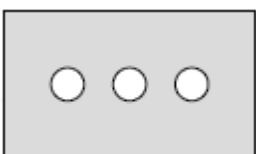
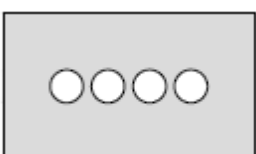
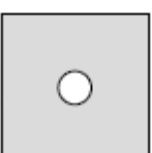
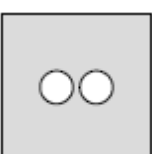
Standard Brochure Items

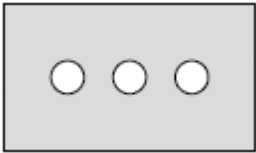
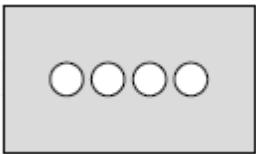

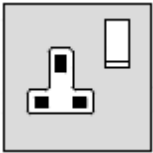
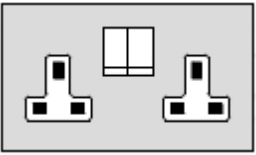
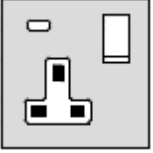
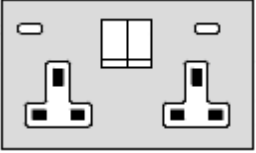
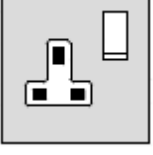
	Product	Description	Plate Size	Wall box
	*-Insert Colour B-Black W-White	ROCKER GRID SWITCHES (Metal Switch Caps)		
	11.1*	1 Gang 20 Amp 2 Way switch	95mm x 95mm	35mm Single
	11.1*/2	1 Gang 20 Amp double pole switch	95mm x 95mm	35mm Single
	11.1*/3	1 Gang 20 Amp intermediate switch	95mm x 95mm	35mm Single
	11.1*/4	1 Gang 20 Amp 2 Way and off switch	95mm x 95mm	35mm Single
	11.1*/5	1 Gang 20 Amp retractive switch	95mm x 95mm	35mm Single
	11.1*/7	1 Gang 20 Amp 2 Way and off retractive switch	95mm x 95mm	35mm Single
	11.2*	2 Gang 20 Amp 2 Way switch	95mm x 95mm	35mm Single
	11.3*	3 Gang 20 Amp 2 Way switch	155mm x 95mm	35mm Twin

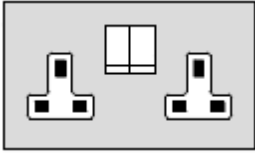
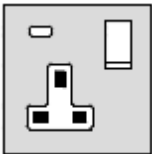
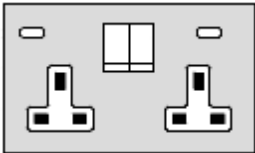


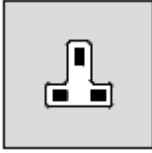
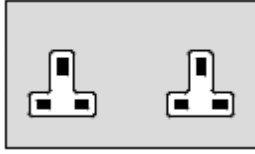
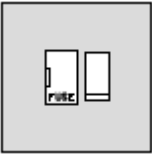
	11.4*	4 Gang 20 Amp 2 Way switch	155mm x 95mm	35mm Twin
	11.6*	6 Gang 20 Amp 2 Way switch	155x155mm	133x133x40mm
		ROCKER GRID SWITCHES (Plastic Switch Caps)		
	10.1*	1 Gang 20 Amp 2 Way switch	95mm x 95mm	35mm Single
	10.1*/2	1 Gang 20 Amp double pole switch	95mm x 95mm	35mm Single
	10.1*/3	1 Gang 20 Amp intermediate switch	95mm x 95mm	35mm Single
	10.1*/4	1 Gang 20 Amp 2 Way and off switch	95mm x 95mm	35mm Single
	10.1*/5	1 Gang 20 Amp retractive switch	95mm x 95mm	35mm Single
	10.1*/7	1 Gang 20 Amp 2 Way and off retractive switch	95mm x 95mm	35mm Single

	10.2*	2 Gang 20 Amp 2 Way switch	95mm x 95mm	35mm Single
	10.3*	3 Gang 20 Amp 2 Way switch	155mm x 95mm	35mm Twin
	10.4*	4 Gang 20 Amp 2 Way switch	155mm x 95mm	35mm Twin
	10.6*	6 Gang 20 Amp 2 Way switch	155 x 155mm	133x133x40mm
		DOLLY GRID SWITCHES		
	14.1	1 Gang 20 Amp 2 Way toggle switch	95mm x 95mm	35mm Single
	14.1/2	1 Gang 20 Amp double pole switch	95mm x 95mm	35mm Single
	14.1/3	1 Gang 20 Amp intermediate switch	95mm x 95mm	35mm Single
	14.1/4	1 Gang 20 Amp 2 Way and off switch	95mm x 95mm	35mm Single

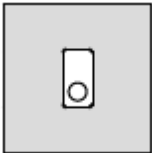

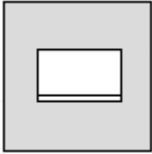
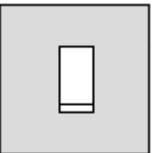
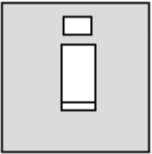
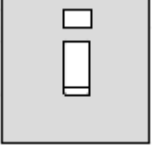
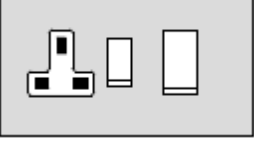
	14.1/5	1 Gang 20 Amp retractive switch	95mm x 95mm	35mm Single
	14.1/7	1 Gang 20 Amp 2 Way and off retractive switch	95mm x 95mm	35mm Single
	14.2	2 Gang 20 Amp 2 Way toggle switch	95mm x 95mm	35mm Single
	14.3	3 Gang 20 Amp 2 Way toggle switch	155mm x 95mm	35mm Twin
	14.4	4 Gang 20 Amp 2 Way toggle switch	155mm x 95mm	35mm Twin
		PUSH BUTTONS		
	14.1/9	1 Gang momentary push button	95mm x 95mm	35mm Single
	14.1/8	1 Gang latching push button	95mm x 95mm	35mm Single
		DIMMER SWITCHES		
	21.1	1 Gang 250w 2 Way dimmer (mains & low voltage)	95mm x 95mm	35mm Single

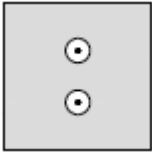
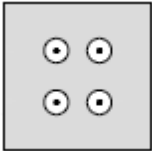





	21.2	2 Gang 250w 2 Way dimmer (mains & low voltage)	95mm x 95mm	35mm Single
	21.3	3 Gang 250w 2 Way dimmer (mains & low voltage)	155mm x 95mm	35mm Twin
	21.4	4 Gang 250w 2 Way dimmer (mains & low voltage)	155mm x 95mm	35mm Twin
	21.1/T	1 Gang 200w 2 Way trailing edge dimmer (v-pro)	95mm x 95mm	35mm Single
	21.2/T	2 Gang 200w 2 Way trailing edge dimmer (v-pro)	95mm x 95mm	35mm Single
	21.3/T	3 Gang 200w 2 Way trailing edge dimmer (v-pro)	155mm x 95mm	35mm Twin
	21.4/T	4 Gang 200w 2 Way trailing edge dimmer (v-pro)	155mm x 95mm	35mm Twin
	22.1	1 Gang 400w 2 Way dimmer (mains & low voltage)	95mm x 95mm	35mm Single
	22.2	2 Gang 400w 2 Way dimmer (mains & low voltage)	95mm x 95mm	35mm Single

	22.3	3 Gang 400w 2 Way dimmer (mains & low voltage)	155 x 95mm	35mm Twin
	22.4	4 Gang 400w 2 Way dimmer (mains & low voltage)	155mm x 95mm	35mm Twin
	43.1	1 Gang 700w LV/1000w mains dimmer twin plate	155mm x 95mm	35mm Twin
		SWITCHED SOCKET Outlets (Metal Switch Caps)		
	18.1*	1 Gang 13 Amp switched socket	95mm x 95mm	35mm Single
	18.2*	2 Gang 13 Amp switched socket	155mm x 95mm	35mm Twin
	68.1*	1 Gang 13 Amp USB switched socket (silk screened)	95mm x 95mm	35mm Single
	68.2*	2 Gang 13 Amp USB switched socket (silk screened)	155mm x 95mm	35mm Twin
		SWITCHED SOCKET OUTLETS (Plastic Switch Caps)		
	17.1*	1 Gang 13 Amp switched socket	95mm x 95mm	35mm Single

	17.2*	2 Gang 13 Amp switched socket	155mm x 95mm	35mmTwin
	78.1*	1 Gang 13 Amp USB switched socket (silk screened)	95mm x 95mm	35mm Single
	78.2*	2 Gang 13 Amp USB switched socket (silk screened)	155mm x 95mm	35mmTwin
		UNSWITCHED SOCKET OUTLETS		
	19.1*	1 Gang 2 Amp	95mm x 95mm	35mm Single
	20.1*	1 Gang 5 Amp	95mm x 95mm	35mm Single
	17.1*/US	1 Gang 13 Amp	95mm x 95mm	35mm Single
	17.2*/US	2 Gang 13 Amp	155mm x 95mm	35mmTwin
		FUSED CONNECTION UNITS (Metal Switches)		
	26.1*	13 Amp switched fuse connection unit	95mm x 95mm	35mm Single

	27.1*	13 Amp switched fuse connection unit C/W Neon	95mm x 95mm	35mm Single
	28.1*	13 Amp switched fuse connection unit C/W Cord outlet	95mm x 95mm	35mm Single
	29.1*	13 Amp switched fuse connection unit C/W Neon & Cord outlet	95mm x 95mm	35mm Single
		FUSED CONNECTION UNITS (Plastic Switches)		
	86.1*	13 Amp switched fuse connection unit	95mm x 95mm	35mm Single
	87.1*	13 Amp switched fuse connection unit C/W Neon	95mm x 95mm	35mm Single
	88.1*	13 Amp switched fuse connection unit C/W Cord outlet	95mm x 95mm	35mm Single
	89.1*	13 Amp switched fuse connection unit C/W Neon & Cord outlet	95mm x 95mm	35mm Single
		FLEX OUTLETS		
	69.1*/1	Flex outlet plate (without terminals)	95mm x 95mm	35mm Single

	69.1*/2	Flex outlet plate (with terminals)	95mm x 95mm	35mm Single
		SHAVER SOCKET		
	36.1*	Shaver socket outlet 110/240 Voltage	95 x 155mm	47mm Twin
	56.1*	Triple pole fan isolator switch	95mm x 95mm	35mm Single
		COOKER SWITCHES		
	32.1*/SML	45 Amp cooker control switch	95mm x 95mm	35 mm Single
	33.1*/SML	45 Amp cooker control switch C/W Neon	95mm x 95mm	35 mm Single
	30.1*	20 Amp DP switch with Neon	95mm x 95mm	35 mm Single
	34.1*	45 Amp cooker switch with single 13a switched socket	155mm x 95mm	35mmTwin

		SPEAKER SOCKETS		
	67.1	1 Gang speaker socket	95mm x 95mm	35mm Single
	67.2	2 Gang speaker socket	95mm x 95mm	35mm Single
		BRUSH PLATES		
	BRUSH.1	Brush plate 50 x 50mm brush	95mm x 95mm	35mm Single
	BRUSH.2	Brush plate 100 x 50mm brush	155mm x 95mm	35mm Twin
		BLANK PLATES		
	37.1	Single blank plate	95mm x 95mm	35mm Single
	37.2	Twin blank plate	155mm x 95mm	35mm Twin
		EURO MODULE PLATES		
	EUR.1	1 Module euro plate 25 x 50mm aperture	95mm x 95mm	35mm Single


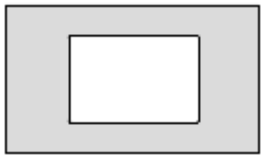

	EUR.2	2 Module euro plate 50 x 50mm aperture	95mm x 95mm	35mm Single
	EUR.3	3 Module euro plate 75 x 50mm aperture	155mm x 95mm	35mm Twin
	EUR.4	4 Module euro plate 100 x 50mm aperture	155mm x 95mm	35mm Twin

Plate Care Instructions

Our Satin and Polished Chrome finishes are extremely durable and should remain in pristine condition. A non-abrasive metal polish may be used.

Fitting of Products

Installation on wet plaster or paint should be avoided at all times. All electrical products must be fitted by a fully qualified electrician, failure to adhere to this will void any warranty on the products.

Bespoke Accessories

Focus SB can produce and manufacture bespoke accessories including combination plates and various multi gang plates to meet your exact requirements in this range please contact one of our product consultants for further details.

Interiors

Focus SB utilise various suppliers for the interiors which are supplied with their plates, predominantly used in this range are:

Power outlets and switching modules: Focus-SB LTD

Dimmer Modules: Aurora Projects (UK) LTD

All interiors in this range are designed to run on British Standard 240v current. Non-UK standard interiors are available upon specific request, please contact one of product consultants for further details.

Standards Conformance

All switches are designed and tested to BS EN 60669-1 and are suitable for UK metal flush boxes to BS4662. Boxes, plates and grids must be earthed and if fitted outside the UK permission/approval must be obtained by the local or national electricity supplier and/or approvals authority.

13 amp sockets conform to BS1363

5 amp & 2 amp sockets conform to BS546

All products are CE marked and comply with EU safety and EMC environmental where applicable.

All products supplied by Focus SB in this range in compliance with The EU REACH Directive No 1907/2006 with respect to Substances/Chemical classified as SVHC

Warranty

Interiors: 12-month manufacturer warranty against product fault

Plates: 12-month manufacturer warranty against product fault

Country of Manufacture

All Focus SB products are made and produced in England at our factories in St Leonards on Sea.

Contact Details

Focus SB Ltd
Napier Road
St Leonards on Sea
East Sussex
TN38 9NY
England

Tel: +44 (0)1424 858060

Fax: +44 (0)1424 853862

Email: sales@focus-sb.co.uk

Web: www.focus-sb.co.uk



FS691298