



CONTROL SWITCHES

by focus sb



Square control switches P 4-5



Round control switches P 6-7

Technical informationP 8-10

Price listP 11-17

Finishes P 18

CONTROL SWITCHES

by Focus SB

Focus SB presents a stylish collection of control switches for use with inline dimmers or lighting / shading control systems.


Available with single, vertical and horizontal twin grid plates, our innovative control switches offer home automation specialists, design consultants and electrical contractors the flexibility to order from a collection of standard products or configure individual components to exact specification as part of our bespoke service.

Handcrafted and finished in-house in the UK and with the same functionality as our retractive (momentary action) switches, our modern control switches comprise striking square and circular button designs finely finished to match our faceplates, with LED indicator programmable options and featuring the latest low voltage technology compatible with a selection of control systems.

Offered with Classic and True Edge faceplate styles as standard, our control switches can be customised with laser marked text or iconography and can be matched to our electrical accessories for an unrivalled design and finish solution.



Antique brass with laser marked text and iconography



Jordan bronze

SQUARE



Bronze antique

Created with subtle precision detailing, Focus SB's unique square button control switches offer customers a beautifully engineered minimalist angular design.

Paired with our True Edge faceplate with its signature guillotined edges, our square button control switches feature a maximum plate depth of no more than 2.5mm and give designers the option to specify traditional style keypad faceplates with LED* indicator programmable switches to complement lighting and home automation systems.



Low level square button switch detailing, with switch finely finished to match faceplate including orientation of brushed finishes.



The LED indicator switch offers flexibility for multi-function programming.*

* Buttons with LEDs are subject to compatibility with the control system or inline dimmer pack.



Chocolate bronze

ROUND



Satin brass

Focus SB's round button control switches are perfectly paired with our Classic flat faceplate styles, mirroring the smooth curves of radius corners and offering our customers a high quality flowing circular design option, beautifully finished, rigorously tested and painstakingly hand assembled in-house.

Available with up to four buttons on a single and a maximum of eight buttons on twin vertical or horizontal faceplates with options for programmable LED* switches to suit functions required.



Round button mirrors Classic faceplate radius corners.



LED indicator switch offers flexibility for multi-function programming.*

* Buttons with LEDs are subject to compatibility with the control system or inline dimmer pack.



Satin nickel

BESPOKE CONFIGURABLE OPTIONS

Configurable options enable you to specify your control switches exactly how you need them, as plates, inserts and grids can all be purchased separately as shown below.




Plate



Inserts

Inserts are fitted horizontally in square vertical twin plates.



Plate



Inserts



Polished brass

LED or plain buttons? You don't have to choose, as our configurable options (available through our bespoke service) enable you to specify both on one control plate. Please call the sales office on 01424 858060 or contact your business development manager for further details.

TECHNICAL INFORMATION

WHAT IS A CONTROL SWITCH?


Inline dimmers and lighting control systems work by monitoring the state of the retractive switches as programmed by the smart home systems integrator or electrical contractor.

Simple to use, when the system sees a closed switch it will perform a pre-programmed action such as turn lights on and when the same button is pushed the system may perform a second action such as turn lights off, for example.

Focus SB's bespoke push button control switches can be configured in a variety of ways to suit home automation or lighting functions required and are programmable with compatible lighting control or home automation systems, offering an aesthetically appealing modern alternative to proprietary controls.


Our switches or plates can also be laser marked with text and/or iconography to your specifications.

Designed to allow space for several switches on one faceplate, the advantages of Focus SB's LED indicator switch option offers integrators the flexibility to programme multiple functions including multi-room audio, selection of lighting scenes, turning lights on and off when entering or leaving a property, raise or dim lights, open and close blinds, curtains and shutters or use with inline dimming packs. Dali and KNX systems require binary input.



Jordan bronze with laser marked text

TECHNICAL INFORMATION



SPECIFICATIONS	
Max Contact Voltage	48VDC
Contact Rating	50MA@12VDC
Contact Resistance	-5°C TO 40°C
Contact Life	100,000 MIN
Terminal capacity	28-26 swg
LED Voltage Range 1	5-20V
LED Voltage Range 2	20-48V
LED Colour	RGB

Focus SB control switches feature smaller terminals better suited to low voltage control cables, voltage free dry contacts and LED indicator programmable options in red (R), green (G) and blue (B) that work independently from the switch buttons, there's also a voltage (V) terminal to enable selection of the system voltage 20-48V and 5-20V.

The control switches will fit in a 35mm back box which we can manufacture in-house.


INLINE DIMMER PACK

We recommend the Impulse LED (ID-01-01-LED) dimmer pack for use with our control switches available from modelighting.com.



PRICE LIST

SQUARE P12-13



Square vertical twin control switch in antique brass

IMPORTANT NOTE
Please click here to check your chosen finish code (shown on page 18).






When ordering, please quote the range code (TEA for True Edge) followed by the finish code, followed by the product code.

For example:





RANGE TEA
FINISH BA (for bronze antique)
PRODUCT 6110
PART NO. TEABA6110

SINGLE CONTROL SWITCHES

	PRODUCT CODE	PRICE	Back Box Depth (mm)	
SINGLE - PLAIN				
	1 gang square control switch	6000	98.00	35mm Single
	2 gang square horizontal control switch	6030	155.00	35mm Single
	2 gang square vertical control switch	6040	155.00	35mm Single
	3 gang square control switch	6070	212.00	35mm Single
	4 gang square control switch	6110	269.00	35mm Single

SINGLE - LED



	1 gang square control switch with LED	6001	103.00	35mm Single
	2 gang square horizontal control switch with LED	6031	165.00	35mm Single
	2 gang square vertical control switch with LED	6041	165.00	35mm Single
	3 gang square control switch with LED	6071	227.00	35mm Single
	4 gang square control switch with LED	6111	289.00	35mm Single

VERTICAL TWIN CONTROL SWITCHES

VERTICAL TWIN - PLAIN

	3 gang square vertical control switch	6240	219.00	35mm Twin
	4 gang square vertical control switch	6250	276.00	35mm Twin
	6 gang square vertical control switch	6300	390.00	35mm Twin
	8 gang square vertical control switch	6350	504.00	35mm Twin

VERTICAL TWIN - LED

	3 gang square vertical control switch with LED	6241	234.00	35mm Twin
	4 gang square vertical control switch with LED	6251	296.00	35mm Twin
	6 gang square vertical control switch with LED	6301	420.00	35mm Twin
	8 gang square vertical control switch with LED	6351	544.00	35mm Twin


NOT SUITABLE FOR DRY LINING WALL BOXES.

PLATE SIZES:
Single 86mm x 86mm
Twin 86mm x 146mm

IMPORTANT NOTE
Please click here to check your chosen finish code (shown on page 18).







When ordering, please quote the range code (TEA for True Edge) followed by the finish code, followed by the product code.

For example:



RANGE TEA
FINISH SN (for satin nickel)
PRODUCT 6231
PART NO. TEASN6231

HORIZONTAL TWIN CONTROL SWITCHES

	PRODUCT CODE	PRICE £	Back Box Depth (mm)	
HORIZONTAL TWIN - PLAIN				
	3 gang square horizontal control switch	6120	219.00	35mm Twin
	4 gang square horizontal control switch	6130	276.00	35mm Twin
	5 gang square horizontal control switch	6140	333.00	35mm Twin
	6 gang square horizontal control switch	6180	390.00	35mm Twin
	7 gang square horizontal control switch	6190	447.00	35mm Twin
	8 gang square horizontal control switch	6230	504.00	35mm Twin

HORIZONTAL TWIN - LED

	3 gang square horizontal control switch with LED	6121	234.00	35mm Twin
	4 gang square horizontal control switch with LED	6131	296.00	35mm Twin
	5 gang square horizontal control switch with LED	6141	358.00	35mm Twin
	6 gang square horizontal control switch with LED	6181	420.00	35mm Twin
	7 gang square horizontal control switch with LED	6191	482.00	35mm Twin
	8 gang square horizontal control switch with LED	6231	544.00	35mm Twin

Configurable options also available, please speak to our sales team for further information

LASER MARKING

	Single plate	N/A	POA	35mm Single
	Twin plate	N/A	POA	35mm Twin

NOT SUITABLE FOR DRY LINING WALL BOXES.

PLATE SIZE:
Twin 146mm x 86mm



ROUND P16-17

Round single control switch in Jordan bronze

IMPORTANT NOTE
Please click here to check your chosen finish code (shown on page 18).

When ordering, please quote the range code (TEA for True Edge) followed by the finish code, followed by the product code.

For example:



RANGE H
FINISH SB (for satin brass)
PRODUCT 7351
PART NO. HSB7351

SINGLE CONTROL SWITCHES		PRODUCT CODE	PRICE £	Back Box Depth (mm)
SINGLE - PLAIN				
	1 gang round control switch	7000	98.00	35mm Single
	2 gang round horizontal control switch	7030	155.00	35mm Single
	2 gang round vertical control switch	7040	155.00	35mm Single
	3 gang round control switch	7070	212.00	35mm Single
	4 gang round control switch	7110	269.00	35mm Single

SINGLE - LED				
	1 gang round control switch with LED	7001	103.00	35mm Single
	2 gang round horizontal control switch with LED	7031	165.00	35mm Single
	2 gang round vertical control switch with LED	7041	165.00	35mm Single
	3 gang round control switch with LED	7071	227.00	35mm Single
	4 gang square control switch with LED	7111	289.00	35mm Single

VERTICAL TWIN CONTROL SWITCHES		PRODUCT CODE	PRICE £	Back Box Depth (mm)
VERTICAL TWIN - PLAIN				
	3 gang round vertical control switch	7240	219.00	35mm Twin
	4 gang round vertical control switch	7250	276.00	35mm Twin
	6 gang round vertical control switch	7300	390.00	35mm Twin
	8 gang round vertical control switch	7350	504.00	35mm Twin

VERTICAL TWIN - LED				
	3 gang round vertical control switch with LED	7241	234.00	35mm Twin
	4 gang round vertical control switch with LED	7251	296.00	35mm Twin
	6 gang round vertical control switch with LED	7301	420.00	35mm Twin
	8 gang round vertical control switch with LED	7351	544.00	35mm Twin

NOT SUITABLE FOR DRY LINING WALL BOXES.

PLATE SIZES:
Single 86mm x 86mm
Twin 86mm x 146mm

IMPORTANT NOTE
Please click here to check your chosen finish code (shown on page 18).

When ordering, please quote the range code (H for Horizon Classic) followed by the finish code, followed by the product code.

For example:



RANGE H
FINISH BA (for bronze antique)
PRODUCT 7190
PART NO. HBA7190

HORIZONTAL TWIN CONTROL SWITCHES		PRODUCT CODE	PRICE £	Back Box Depth (mm)
HORIZONTAL TWIN - PLAIN				
	3 gang round horizontal control switch	7120	219.00	35mm Twin
	4 gang round horizontal control switch	7130	276.00	35mm Twin
	5 gang round horizontal control switch	7140	333.00	35mm Twin
	6 gang round horizontal control switch	7180	390.00	35mm Twin
	7 gang round horizontal control switch	7190	447.00	35mm Twin
	8 gang round horizontal control switch	7230	504.00	35mm Twin

HORIZONTAL TWIN - LED				
	3 gang round horizontal control switch with LED	7121	234.00	35mm Twin
	4 gang round horizontal control switch with LED	7131	296.00	35mm Twin
	5 gang round horizontal control switch with LED	7141	358.00	35mm Twin
	6 gang round horizontal control switch with LED	7181	420.00	35mm Twin
	7 gang round horizontal control switch with LED	7191	482.00	35mm Twin
	8 gang round horizontal control switch with LED	7231	544.00	35mm Twin

Configurable options also available, please speak to our sales team for further information


LASER MARKING		PRODUCT CODE	PRICE £	Back Box Depth (mm)
	Single plate	N/A	POA	35mm Single
	Twin plate	N/A	POA	35mm Twin

NOT SUITABLE FOR DRY LINING WALL BOXES.


PLATE SIZE:
Twin 146mm x 86mm

CONTROL SWITCH FINISHES


Control switches are available as standard in the following finishes:



Satin brass
Code: SB




Antique brass
Code: AB




Satin chrome
Code: SC




Custom finish
Code: ZZ




Polished brass
Code: PB




Bronze antique
Code: BA




Polished chrome
Code: PC




Polished brass
unlacquered
Code: PBUL




Chocolate bronze
Code: CB



Satin nickel
Code: SN



Jordan bronze
Code: JB



Polished nickel
Code: PN

Finishes shown are a representation only and may vary due to printing processes.

PLEASE CALL
01424 858060 TO
ORDER A SWATCH

BEAUTIFUL FINISHES
by Focus SB



01424 858060 | sales@focus-sb.co.uk | www.focus-sb.co.uk        

UK Head Office: Focus SB Ltd. Napier Road Castleham Industrial Estate St. Leonards-on-Sea East Sussex TN38 9NY E&OE



MADE IN BRITAIN 



FS 691258