

Elizabethan

The Elizabethan range of accessories offers an attractive wrought iron effect in semi matt black finish with matching black Crabtree inserts.

The plates are produced from hammered brass material and finished in a durable low bake black acrylic paint.



Quality and Experience

Focus Sb Ltd offers a comprehensive range of decorative electrical accessories to address the high specification demands associated with the top end of the market. Designed to suit both traditional and contemporary interiors, these accessories combine high quality engineering with high performance inserts to ensure long term durability. To create an exquisite product that gives lasting beauty and exudes quality, each accessory is manufactured from superior grade materials and hand finished.

With over 25 years of experience in the manufacture of quality wiring accessories, Focus Sb is able to produce custom made products to suit a client's more sophisticated requirements. These accessories are all available in a wide range of decorative styles and finishes to match this manufacturer's extensive range of electrical accessories. Being at the forefront of new product development, Focus Sb is able to incorporate the very latest technology within its metal plates to combine stunning designs with practical application.

Specials Available on Request

If you have any special requirements, we can supply bespoke, tailor-made accessories to your specifications - call us on 01424 858060 for further information.

www.focus-sb.co.uk


Tel: 01424 858060 Fax: 01424 853862 Email: sales@focus-sb.co.uk

Napier Road Castleham Industrial Estate St Leonards-on-Sea East Sussex TN38 9NY

Prices effective from September 2008. E&OE | Design and production www.design-matters.co.uk



Certificate number 3930/03







Elizabethan

Prices effective from September 2008

PRODUCT DESCRIPTION

PLASTER DEPTH PLATES

	1 GANG 10 AMP 2 WAY SWITCH INSERTS
	2 GANG 10 AMP 2 WAY SWITCH INSERTS
	3 GANG 10 AMP 2 WAY SWITCH INSERTS
	4 GANG 10 AMP 2 WAY SWITCH INSERTS






SWITCHED SOCKET OUTLETS

	1 GANG 13 AMP DOUBLE POLE
	2 GANG 13 AMP DOUBLE POLE

UN-SWITCHED SOCKET OUTLETS

	1 GANG 2 AMP
	1 GANG 5 AMP

DIMMER CONTROL PLATES

	1 GANG 250 W 2 WAY DIMMER MODULE
	2 GANG 250 W 2 WAY DIMMER MODULE
	3 GANG 250 W 2 WAY DIMMER MODULE
	4 GANG 250 W 2 WAY DIMMER MODULE
	1 GANG 400W DIMMER 2 WAY MODULE
	2 GANG 400W DIMMER 2 WAY MODULE
	1 GANG 700W LV / 1000W MAINS DIMMER
	1 GANG 700W LV / 1000W MAINS DIMMER

TELEVISION CO-AXIAL OUTLETS ISOLATED

	1 GANG CO/AXIAL T.V.
	2 GANG CO/AXIAL T.V.
	1 GANG SATELLITE SOCKET OUTLET
	TV/SATELLITE OUTLET
	TV/FM/SAT TRIPLEX OUTLET







HAMMERED BLACK BRASS







PART NO. WHITE INSERT	PART NO. BLACK INSERT	PRICE	WALLBOX DEPTH (mm)
EC 12.1W	EC 12.1B	£14.55	25 sgl
EC 12.2W	EC 12.2B	£16.65	25 sgl
EC 12.3W	EC 12.3B	£19.69	25 sgl
EC 12.4W	EC 12.4B	£29.70	25 twin
EC 17.1W	EC 17.1B	£17.43	35 sgl
EC 17.2W	EC 17.2B	£23.87	35 twin
EC 19.1W	EC 19.1B	£16.65	35 sgl
EC 20.1W	EC 20.1B	£29.45	35 sgl
EC 21.1	EC 21.1	£27.07	35 sgl
EC 21.2	EC 21.2	£42.30	35 sgl
EC 21.3	EC 21.3	£58.30	35 twin
EC 21.4	EC 21.4	£72.41	35 twin
EC 22.1	EC 22.1	£28.59	35 sgl
EC 22.2	EC 22.2	£44.52	35 sgl
EC 43.1/SML	EC 43.1/SML	£43.31	35 sgl
EC 43.1	EC 43.1	£43.31	35 twin
EC 23.1W	EC 23.1B	£19.27	35 sgl
EC 23.2W	EC 23.2B	£20.32	35 sgl
EC 54.1	EC 54.1	£16.82	35 sgl
EC 55.2	EC 55.2	£23.10	35 sgl
EC 80.3	EC 80.3	£35.02	35 sgl

PRODUCT DESCRIPTION





TELEPHONE JACKLINE

	1 GANG MASTER
	2 GANG MASTER
	1 GANG SLAVE
	2 GANG SLAVE
	1 GANG RJ45 CAT 5
	2 GANG RJ45 CAT 5

FUSED CONNECTION OUTLETS

	1 GANG 13 AMP SWITCH FUSE SPUR
	1 GANG 13 AMP SWITCH FUSE NEON SPUR
	1 GANG 13 AMP SWITCH FUSE CORD SPUR
	1 GANG 13 AMP SWITCH FUSE NEON CORD SPUR

COOKER SWITCHES

	1 GANG 45 AMP DOUBLE POLE COOKER SWITCH
	1 GANG 45 AMP DOUBLE POLE COOKER SWITCH WITH NEON
	1 GANG 20 AMP DOUBLE POLE SWITCH WITH NEON
	1 GANG 32 AMP DOUBLE POLE SWITCH WITH NEON

SHAVER SOCKET OUTLET 110/240 VOLTAGE

SINGLE BLANK PLATE

TWIN BLANK PLATE

1 GANG SPEAKER SOCKET

FAN ISOLATOR SWITCH

HAMMERED BLACK BRASS



PART NO. WHITE INSERT	PART NO. BLACK INSERT	PRICE	WALLBOX DEPTH (mm)
EC 24.1W	EC 24.1B	£23.99	35 sgl
EC 24.2W	EC 24.2B	£43.30	35 sgl
EC 25.1W	EC 25.1B	£20.83	35 sgl
EC 25.2W	EC 25.2B	£39.59	35 sgl
EC 51.1	EC 51.1	£27.09	35 sgl
EC 51.2	EC 51.2	£40.07	35 sgl
EC 26.1W	EC 26.1B	£23.74	35 sgl
EC 27.1W	EC 27.1B	£25.03	35 sgl
EC 28.1W	EC 28.1B	£22.84	35 sgl
EC 29.1W	EC 29.1B	£25.46	35 sgl
EC 32.1W	EC 32.1B	£31.09	35 sgl
EC 33.1W	EC 33.1B	£31.86	35 sgl
EC 30.1W	EC 30.1B	£24.10	35 sgl
EC 31.1W	EC 31.1B	£27.54	35 sgl
EC 36.1W	EC 36.1B	£51.11	35 sgl
EC 37.1	EC 37.1	£12.39	25 sgl
EC 37.2	EC 37.2	£14.58	25 twin
EC 67.1	EC 67.1	£23.71	35 sgl
EC 56.1	EC 56.1	£32.47	35 sgl